



Yuasa Technisches Datenblatt

Yuasa YBX3027 - YBX3000 SMF Batterien

* Due to unprecedented demand following the easing of COVID-19 lockdown measures, this product may be supplied without a state of charge indicator and not conform to the level of roll over protection advertised. Product performance and quality are not affected by this. Please check battery labels for specification details.

Leistung

Spannung 12V
Kapazität 20 Std (vorgegeben) 62Ah
Kaltstartstrom (A) EN1 550A

Abmessungen

Länge 243mm
Breite 175mm
Höhe 190mm

Maße und Gewichte

Durchschnittliches Gewicht inkl. Säure 16kg



Gehäuseeigenschaften

Gehäusetyp L2 DIN
Batteriehalter B13
Ladezustandsanzeige ✓
Tragegriffe ✓
Entgasung ✓
Deckeltyp SMF doppelwandige Deckelkonstruktion

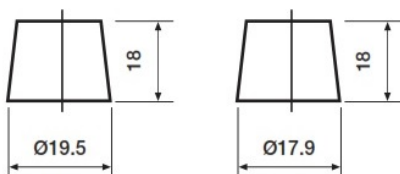
Technologie

Flammschutz ✓
Technologie Ca/Ca
Adskiller PE
VDA Überschlagentest ✓
Empfohlener Ladestrom 4A
Performance Marking W3-C2-V2-E1

Anschlusspol Typ

T1

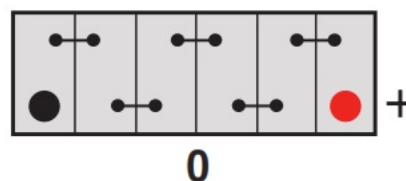
Standard DIN Post



Positive Terminal

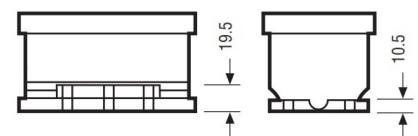
Negative Terminal

Zellenanordnung



Batteriehalter

B3/B4 (B3 with Hold-Down adaptor)



Datenblatt erstellt am 31/03/2025 - E&EO



Yuasa Technical Data Sheet

Yuasa YBX3027 - YBX3000 SMF Batteries

* Due to unprecedented demand following the easing of COVID-19 lockdown measures, this product may be supplied without a state of charge indicator and not conform to the level of roll over protection advertised. Product performance and quality are not affected by this. Please check battery labels for specification details.

Performance

Voltage	12V
Capacity (20-hour)	62Ah
Cold Cranking Amps (EN1)	550A

Dimensions

Length	243mm
Width	175mm
Height	190mm

Weights & Measures

Mean Weight with Acid	16kg
-----------------------	------



Container Features

Case Type	L2 DIN
Hold Down	B13
State of Charge Indicator	✓
Handles	✓
End Venting	✓
Lid Type	SMF Double Lid

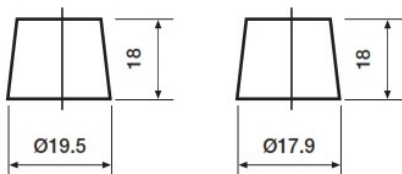
Technology

Flame Arrestor	✓
Technology	Ca/Ca
Separator	PE
VDA Roll Over Test	✓
Recommended Charge Rate	4A
Performance Marking	W3-C2-V2-E1

Terminal Type

T1

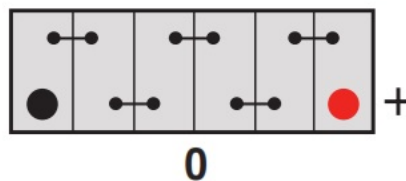
Standard DIN Post



Positive Terminal

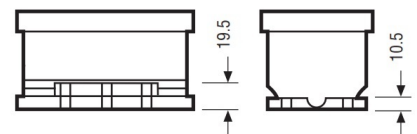
Negative Terminal

Cell Assembly Layout



Battery Hold-down

B3/B4 (B3 with Hold-Down adaptor)



Data Sheet generated on 31/03/2025 - E&OE