



Yuasa Technisches Datenblatt

Yuasa YBX3214 - YBX3000 SMF Batterien

Leistung

| | |
|-------------------------------|------|
| Spannung | 12V |
| Kapazität 20 Std (vorgegeben) | 60Ah |
| Kaltstartstrom (A) EN1 | 540A |

Abmessungen

| | |
|--------|-------|
| Länge | 230mm |
| Breite | 174mm |
| Höhe | 205mm |

Maße und Gewichte

| | |
|--|--------|
| Durchschnittliches Gewicht inkl. Säure | 14.9kg |
|--|--------|



Gehäuseeigenschaften

| | |
|---------------------|--------------------------------------|
| Gehäusotyp | D23RS KOREA/BCI 86 |
| Zellenanordnung | 1 |
| Batteriehälter | B1 |
| Ladezustandsanzeige | ✓ |
| Tragegriffe | ✓ |
| Entgasung | ✓ |
| Deckeltyp | SMF doppelwandige Deckelkonstruktion |

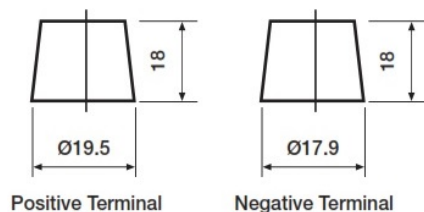
Technologie

| | |
|-----------------------|-------------|
| Flammschutz | ✓ |
| Technologie | Ca/Ca |
| Adskiller | PE |
| VDA Überschlagentest | ✓ |
| Empfohlener Ladestrom | 4A |
| Performance Marking | W4-C2-V3-E1 |

Anschlusspol Typ

T1

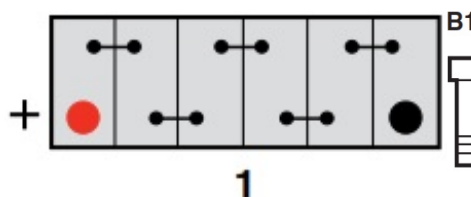
Standard DIN Post



Positive Terminal

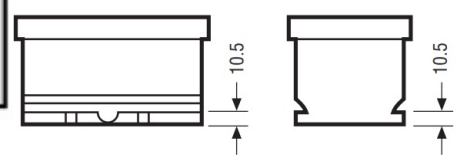
Negative Terminal

Zellenanordnung



1

Batteriehälter



Datenblatt erstellt am 13/06/2024 - E&EO



Yuasa Technical Data Sheet

Yuasa YBX3214 - YBX3000 SMF Batteries

Performance

| | |
|--------------------------|------|
| Voltage | 12V |
| Capacity (20-hour) | 60Ah |
| Cold Cranking Amps (EN1) | 540A |

Dimensions

| | |
|--------|-------|
| Length | 230mm |
| Width | 174mm |
| Height | 205mm |

Weights & Measures

| | |
|-----------------------|--------|
| Mean Weight with Acid | 14.9kg |
|-----------------------|--------|



Container Features

| | |
|---------------------------|--------------------|
| Case Type | D23RS KOREA/BCI 86 |
| Cell Layout | 1 |
| Hold Down | B1 |
| State of Charge Indicator | ✓ |
| Handles | ✓ |
| End Venting | ✓ |
| Lid Type | SMF Double Lid |

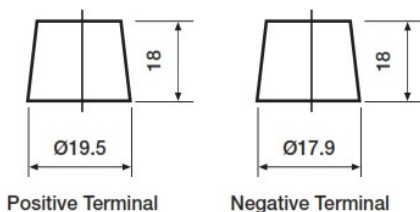
Technology

| | |
|---------------------------|-------------|
| Flame Arrestor Technology | ✓ |
| Separator | Ca/Ca |
| VDA Roll Over Test | PE |
| Recommended Charge Rate | ✓ |
| Performance Marking | 4A |
| | W4-C2-V3-E1 |

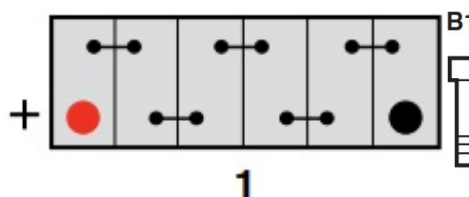
Terminal Type

T1

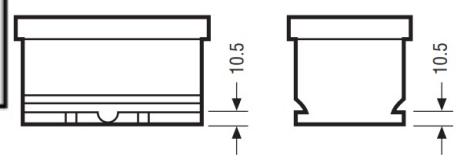
Standard DIN Post



Cell Assembly Layout



Battery Hold-down



Data Sheet generated on 13/06/2024 - E&OE