



Yuasa Technisches Datenblatt

Yuasa YBX5075 - YBX5000 Silver High Performance SMF Batterien

* Due to unprecedented demand following the easing of COVID-19 lockdown measures, this product may be supplied without a state of charge indicator and not conform to the level of roll over protection advertised. Product performance and quality are not affected by this. Please check battery labels for specification details.

Leistung

Spannung 12V
 Kapazität 20 Std (vorgegeben) 60Ah
 Kaltstartstrom (A) EN1 640A

Abmessungen

Länge 243mm
 Breite 175mm
 Höhe 175mm

Maße und Gewichte

Durchschnittliches Gewicht inkl. Säure 14.7kg



Gehäuseeigenschaften

Gehäusotyp LB2 DIN
 Batteriehalter B13/B14
 Ladezustandsanzeige ✓
 Tragegriffe ✓
 Entgasung ✓
 Deckeltyp SMF doppelwandige Deckelkonstruktion

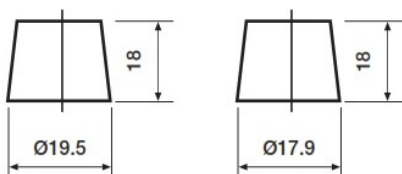
Technologie

Flammschutz ✓
 Technologie Ca/Ca
 Adskiller PE
 VDA Überschlagentest ✓
 Empfohlener Ladestrom 4A
 Performance Marking W4-C2-V3-E1

Anschlusspol Typ

T1

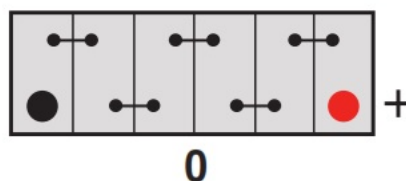
Standard DIN Post



Positive Terminal

Negative Terminal

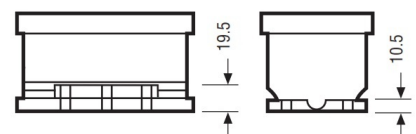
Zellenanordnung



0

Batteriehalter

B3/B4 (B3 with Hold-Down adaptor)



Datenblatt erstellt am 01/04/2025 - E&EO



Yuasa Technical Data Sheet

Yuasa YBX5075 - YBX5000 Silver High Performance SMF Batteries

* Due to unprecedented demand following the easing of COVID-19 lockdown measures, this product may be supplied without a state of charge indicator and not conform to the level of roll over protection advertised. Product performance and quality are not affected by this. Please check battery labels for specification details.

Performance

| | |
|--------------------------|------|
| Voltage | 12V |
| Capacity (20-hour) | 60Ah |
| Cold Cranking Amps (EN1) | 640A |

Dimensions

| | |
|--------|-------|
| Length | 243mm |
| Width | 175mm |
| Height | 175mm |

Weights & Measures

| | |
|-----------------------|--------|
| Mean Weight with Acid | 14.7kg |
|-----------------------|--------|



Container Features

| | |
|---------------------------|----------------|
| Case Type | LB2 DIN |
| Hold Down | B13/B14 |
| State of Charge Indicator | ✓ |
| Handles | ✓ |
| End Venting | ✓ |
| Lid Type | SMF Double Lid |

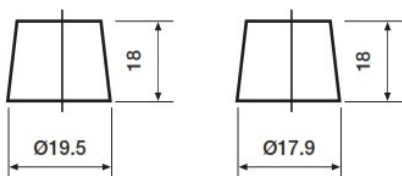
Technology

| | |
|-------------------------|-------------|
| Flame Arrestor | ✓ |
| Technology | Ca/Ca |
| Separator | PE |
| VDA Roll Over Test | ✓ |
| Recommended Charge Rate | 4A |
| Performance Marking | W4-C2-V3-E1 |

Terminal Type

T1

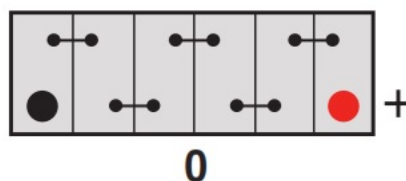
Standard DIN Post



Positive Terminal

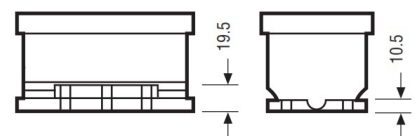
Negative Terminal

Cell Assembly Layout



Battery Hold-down

B3/B4 (B3 with Hold-Down adaptor)



Data Sheet generated on 01/04/2025 – E&OE