



Yuasa Technisches Datenblatt

Yuasa YBX7110 - YBX7000 EFB Start Stop Plus Batterien

* Due to unprecedented demand following the easing of COVID-19 lockdown measures, this product may be supplied without a state of charge indicator and not conform to the level of roll over protection advertised. Product performance and quality are not affected by this. Please check battery labels for specification details.

Leistung

Spannung 12V
 Kapazität 20 Std (vorgegeben) 75Ah
 Kaltstartstrom (A) EN1 730A

Abmessungen

Länge 317mm
 Breite 175mm
 Höhe 175mm

Maße und Gewichte

Durchschnittliches Gewicht inkl. Säure 19.8kg



Gehäuseeigenschaften

Gehäusotyp LB4 DIN EFB
 Batteriehalter B3
 Ladezustandsanzeige ✓
 Tragegriffe ✓
 Entgasung ✓
 Deckeltyp SMF doppelwandige Deckelkonstruktion

Technologie

Flammschutz ✓
 Technologie Ca/Ca
 Adskiller PE
 VDA Überschlagentest ✓
 Empfohlener Ladestrom 4A
 Performance Marking W3-C2-V3-M2

Anschlusspol Typ

T1

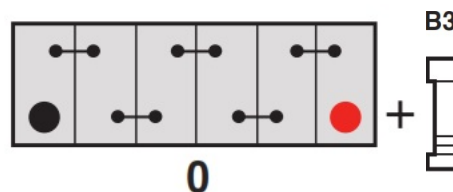
Standard DIN Post



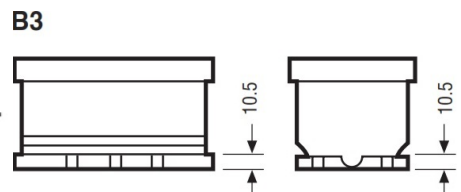
Positive Terminal

Negative Terminal

Zellenanordnung



Batteriehalter



Datenblatt erstellt am 01/04/2025 - E&EO





Yuasa Technical Data Sheet

Yuasa YBX7110 - YBX7000 EFB Start Stop Plus Batteries

* Due to unprecedented demand following the easing of COVID-19 lockdown measures, this product may be supplied without a state of charge indicator and not conform to the level of roll over protection advertised. Product performance and quality are not affected by this. Please check battery labels for specification details.

Performance

Voltage	12V
Capacity (20-hour)	75Ah
Cold Cranking Amps (EN1)	730A

Dimensions

Length	317mm
Width	175mm
Height	175mm

Weights & Measures

Mean Weight with Acid	19.8kg
-----------------------	--------



Container Features

Case Type	LB4 DIN EFB
Hold Down	B3
State of Charge Indicator	✓
Handles	✓
End Venting	✓
Lid Type	SMF Double Lid

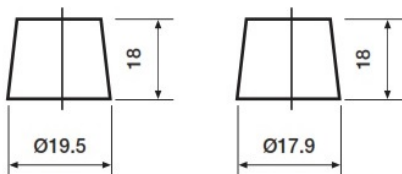
Technology

Flame Arrestor	✓
Technology	Ca/Ca
Separator	PE
VDA Roll Over Test	✓
Recommended Charge Rate	4A
Performance Marking	W3-C2-V3-M2

Terminal Type

T1

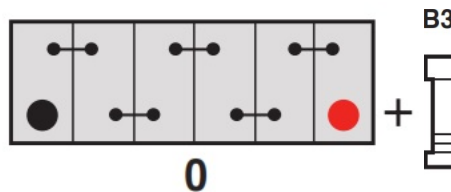
Standard DIN Post



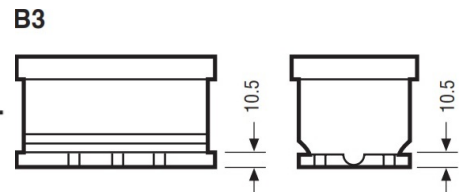
Positive Terminal

Negative Terminal

Cell Assembly Layout



Battery Hold-down



Data Sheet generated on 01/04/2025 - E&OE

